


## SHIELDED SURFACE-MOUNT POWER INDUCTORS

### FEATURES:

- Current up to 8A
- Very Small Foot Print
- Flat-top for Pick & Place

### COMMON APPLICATIONS:

- Ideal for Palm-Top and Laptop DC-DC Converters
- PDA's Flash Memory
- Step-up, Step-down Converters



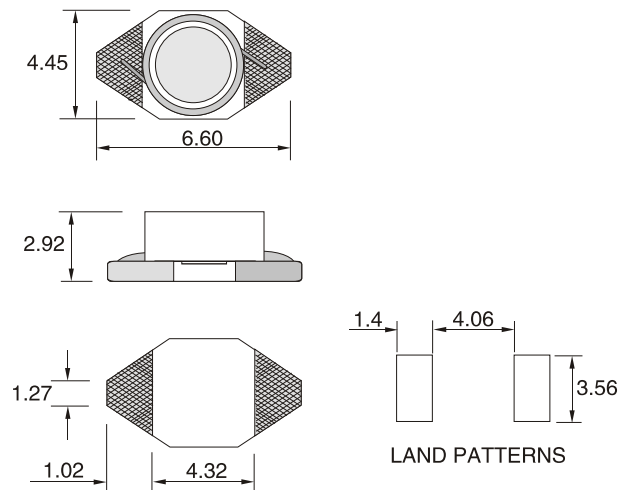
### ELECTRICAL CHARACTERISTICS:

Part Number	L μH	Test Freq KHz	DCR Ω Max	IDC Max A
PIS0603S-1R0M	1.0	1.0	0.040	3.0
PIS0603S-1R5M	1.5	1.0	0.045	2.8
PIS0603S-2R2M	2.2	1.0	0.050	1.8
PIS0603S-3R3M	3.3	1.0	0.055	1.6
PIS0603S-4R7M	4.7	1.0	0.060	1.4
PIS0603S-6R8M	6.8	1.0	0.065	1.2
PIS0603S-100M	10	1.0	0.075	1.0
PIS0603S-150M	15	1.0	0.090	0.80
PIS0603S-220M	22	1.0	0.11	0.70
PIS0603S-330M	33	1.0	0.19	0.60
PIS0603S-470M	47	1.0	0.23	0.50
PIS0603S-680M	68	1.0	0.29	0.40
PIS0603S-101M	100	1.0	0.48	0.30
PIS0603S-151M	150	1.0	0.59	0.26
PIS0603S-221M	220	1.0	0.90	0.22
PIS0603S-331M	330	1.0	1.40	0.20
PIS0603S-471M	470	1.0	1.80	0.19
PIS0603S-681M	680	1.0	2.20	0.18
PIS0603S-102M	1000	1.0	3.40	0.15
PIS0603S-152M	1500	1.0	4.20	0.12
PIS0603S-222M	2200	1.0	8.50	0.10
PIS0603S-332M	3300	1.0	11.0	0.08
PIS0603S-472M	4700	1.0	13.9	0.06
PIS0603S-682M	6800	1.0	25.0	0.04
PIS0603S-103M	10000	1.0	32.8	0.02

Note: 1. K= ± 10%, M= ± 20%, N= ± 30%

### CHARACTERISTICS:

DIMENSIONS IN: mm



### ELECTRONICAL SCHEMATIC



### TECHNICAL INFORMATION:

- Testing: (Equivalent acceptable)  
Inductance: HP4285A  
RDC: QuadTech 1880 Milliohm meter  
-Q- HP4342A - SRF-HP4191A
  - IDC Max: Determined when superimposed  
DC current is decreased 10% against its initial value
  - Operating Temperature: -40°C to +85°C
  - Storage Temperature: -40°C to +105°C
  - Solder methods: Vapor Phase, Infrared Reflow
  - Resistance to soldering heat: 260°C for 10 seconds
  - Solvent resistance: Conforms to MIL-STD-202E
  - Marking: Inductance & Tolerance
- Note: All specification subject to change without noticed.


## SHIELDED SURFACE-MOUNT POWER INDUCTORS

### FEATURES:

- Current up to 8A
- Very Small Foot Print
- Flat-top for Pick & Place

### COMMON APPLICATIONS:

- Ideal for Palm-Top and Laptop DC-DC Converters
- PDA's Flash Memory
- Step-up, Step-down Converters



### ELECTRICAL CHARACTERISTICS:

Part Number	L μH	Test Freq KHz	DCR Ω Max	IDC Max A
PIS1203S-1R5M	1.5	1.0	0.038	4.00
PIS1203S-2R2M	2.2	1.0	0.045	3.50
PIS1203S-3R3M	3.3	1.0	0.062	3.00
PIS1203S-4R7M	4.7	1.0	0.78	2.50
PIS1203S-6R8M	6.8	1.0	0.10	2.20
PIS1203S-100M	10	1.0	0.145	2.00
PIS1203S-150M	15	1.0	0.20	1.50
PIS1203S-220M	22	1.0	0.30	1.30
PIS1203S-330M	33	1.0	0.45	1.10
PIS1203S-470M	47	1.0	0.65	0.80
PIS1203S-680M	68	1.0	0.80	0.70
PIS1203S-101M	100	1.0	1.40	0.60
PIS1203S-151M	150	1.0	1.80	0.50
PIS1203S-221M	220	1.0	2.20	0.40
PIS1203S-331M	330	1.0	3.60	0.30
PIS1203S-471M	470	1.0	5.10	0.20
PIS1205S-1R0M	1.0	1.0	0.021	5.0
PIS1205S-1R5M	1.5	1.0	0.022	4.5
PIS1205S-2R2M	2.2	1.0	0.032	3.8
PIS1205S-3R3M	3.3	1.0	0.039	3.3
PIS1205S-4R7M	4.7	1.0	0.054	2.7
PIS1205S-6R8M	6.8	1.0	0.075	2.2
PIS1205S-100M	10	1.0	0.101	2.0
PIS1205S-150M	15	1.0	0.150	1.5
PIS1205S-220M	22	1.0	0.207	1.3
PIS1205S-330M	33	1.0	0.334	1.1
PIS1205S-470M	47	1.0	0.472	0.80
PIS1807S-100M	10	1.0	0.040	3.9
PIS1807S-150M	15	1.0	0.048	3.4
PIS1807S-220M	22	1.0	0.059	3.1
PIS1807S-330M	33	1.0	0.075	2.8
PIS1807S-470M	47	1.0	0.097	2.4
PIS1807S-680M	68	1.0	0.138	2.0
PIS1807S-101M	100	1.0	0.207	1.7
PIS1807S-151M	150	1.0	0.293	1.3
PIS1807S-221M	220	1.0	0.470	1.1
PIS1807S-331M	330	1.0	0.780	0.86
PIS1807S-471M	470	1.0	1.08	0.73
PIS1807S-681M	680	1.0	1.40	0.64
PIS1807S-102M	1000	1.0	2.01	0.53

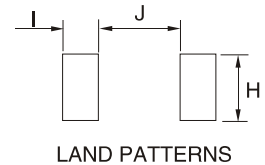
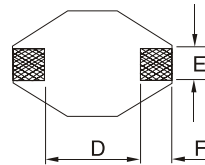
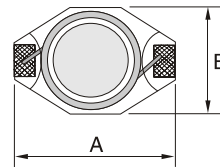
Note: 1. K= ± 10%, M= ± 20%, N= ± 30%

### DIMENSIONS IN: mm

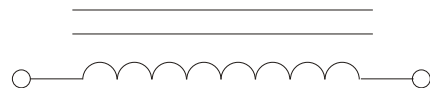
Part number	A	B	C	D	E	F	H	I	J
PIS1203S	12.7	10.1	2.70	7.6	2.2	2.4	2.8	3.0	7.3
PIS1205S	12.95	9.40	5.08	7.62	2.54	2.54	2.79	2.92	7.37
PIS1807S	18.54	15.24	7.62	12.70	2.54	2.54	2.79	2.92	12.45

### CHARACTERISTICS:

DIMENSIONS IN: mm



### ELECTRONICAL SCHEMATIC



### TECHNICAL INFORMATION:

- Testing: (Equivalent acceptable)  
Inductance: HP4285A  
RDC: QuadTech 1880 Milliohm meter  
-Q- HP4342A - SRF-HP4191A
  - IDC Max: Determined when superimposed  
DC current is decreased 10% against its initial value
  - Operating Temperature: -40°C to +85°C
  - Storage Temperature: -40°C to +105°C
  - Solder methods: Vapor Phase, Infrared Reflow
  - Resistance to soldering heat: 260°C for 10 seconds
  - Solvent resistance: Conforms to MIL-STD-202E
  - Marking: Inductance & Tolerance
- Note: All specification subject to change without noticed.